
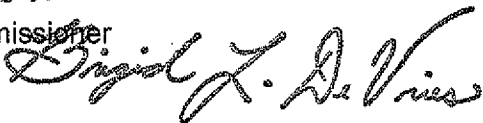


Kentucky High School Athletic Association

To: Superintendent, Principal, and Athletic Director

From: Louis Stout, Commissioner 
Brigid L. DeVries, Executive Assistant Commissioner 

Date: June 20, 2002

Subject: 2001-2002 Annual Report Forms Submission

School: Danville High School

Enclosed please find a copy of Form T-65, The 2001-2002 Annual Report Forms Checklist. In addition, you may find an attachment with corrected copies of the forms submitted by your school personnel. Please review this information so the forms can be completed accurately in the future. Also, KHSAA Audit Staff may have requested a re-submission of some of the 2001-2002 Annual Report Forms or need additional information on your athletic programs. Please submit this information by the date requested if this is applicable. Copies and all KHSAA Title IX documents must be kept current and included in your permanent Title IX File at the school. All documents are subject to Open Records Requests.

Should you need any further information, please do not hesitate to call anytime.



Memo

To: KHSAA Member School Superintendents, Principals, and Athletic Directors

From: Louis Stout, Commissioner
Brigid L. Devries, Executive Assistant Commissioner

Date: June 17, 2002

Re: 2002 Title IX Forms Submission

School	Danville	Reviewed by	Martha Mullins
--------	----------	-------------	----------------

The following is a status report regarding the required 2001 - 2002 Title IX submission of forms due in to the KHSAA office by April 15, 2002. Appropriate audit personnel have reviewed these forms and the following is a summary of this review.

I. Checklist of Forms properly submitted in a satisfactory manner:

<input checked="" type="checkbox"/>	GE 19 (Annual Verification)		T-35 (Budget Expenses)
<input checked="" type="checkbox"/>	T-1 (Summary Program Chart 1)		T-36 (Budget Expenses)
<input checked="" type="checkbox"/>	T-2 (Summary Program Chart 2)	<input checked="" type="checkbox"/>	T-41 (Checklist - Overall Interscholastic Program)
<input checked="" type="checkbox"/>	T-3 (Summary Program Chart 3)	<input checked="" type="checkbox"/>	T-60 (Corrective Action Plan)
<input checked="" type="checkbox"/>	T-4 (Summary Program Chart 4)	<input checked="" type="checkbox"/>	T-63 (Interscholastic Survey Results)

II. Status

A.		2001 - 2002 Forms are satisfactory and no further information or action is necessary at this time.
B.	<input checked="" type="checkbox"/>	Errors have been noted with respect to the following forms and corrected copies are being returned to you for placement in your Title IX file to ensure proper submission in the future. Forms T-35 and T-36 do not include actual coaches salaries. Please resubmit by August 1, 2002.
C.		The following forms were omitted and must be submitted by school representatives.
D.	<input checked="" type="checkbox"/>	Other Recommendation and Comments:
		Forms T-35 and T-36 do not list amounts for awards for all teams. If the data was left off the forms, record the amounts and file in the school's permanent Title IX File. If awards are not given to all teams, please provide an explanation to the KHSAA office by August 1, 2002. Please report the results of any action taken on the feasibility study for a campus softball facility on the next annual report.

DANVILLE SCHOOLS

Tradition, Innovation and Excellence

AUG 12 2002

August 9, 2002

Attn: Brigid DeVries, Commissioner
Kentucky High School Athletic Association
2280 Executive Drive
Lexington, KY 40505

Dear Ms. DeVries:

Enclosed are corrected T-35 and T-36 forms for **Danville High School**, as requested by the Kentucky High School Athletic Association in a memo dated June 20, 2002. In mid-July, I asked for and was granted an extension of the August 1, 2002 deadline by KHSAA to collect this information for you.

In addition to the T-35 and T-36 forms, KHSAA also requested a status report on the feasibility study for a girls' softball facility on the property of Danville Schools. The site survey, that includes cost factors for extending the athletic complex, has been completed, but funding is not currently available to complete such a project. However, I did speak with an official of the Danville-Boyle County Recreation Department regarding the construction progress of the softball complex at Millennium Park in Danville. In the most current project, the new softball fields for girls' competition will be ready for play in Spring 2003. A commitment has already been made to Danville Schools for use of these facilities by the girls' softball team.

If you have questions or need additional information, please contact me.

Sincerely,



David R. Davis, District Title IX Coordinator
Director of Administrative Services

pc: Angela Johnson, Principal, Danville High School
Sam Harp, Athletic Director, Danville High School
Christel Belcher, Co-Chairperson, DHS Gender Equity Committee
Deb Stevens, Co-Chairperson, DHS Gender Equity Committee
Robert E. Rowland, Superintendent

2001-2002

**BUDGETED AND ACTUAL EXPENDITURES - PROGRAM COMPARISON CHART
TO INCLUDE BOOSTER CLUB FUNDING**

	equipment and supplies		travel		awards		coaches' salaries (to include supplemental and extended employment)		facilities improvements		publications (if sport-specific)	
	B	E	B	E	B	E	B	E	B	E	B	E
G basketball	3605.	6204.90	1740.	*1740.	125.	72.	.20 Index	6560.	0	452.62	0	0
B basketball	4815.	5200.47	2205.	*2205.	300.	336.50	.20 Index	7400.	0	0	0	0
G softball	647.	*647.	840.	*840.	100.	110.	.10 Index	3730	0	0	0	0
B baseball	1290.	*1290.	1000.	*1000.	100.	99.50	.10 Index	3070	0	0	0	0
G cross country		1181		600	100.	118.		1805				
B cross country	2380.	2362.74	1200.	1200.	100.	118.	.10 Index	3610	0	0	0	0
G golf								1805				
B golf	1010.	489.50	500.	*500.	90.	0	.05 Index	2305.	0	0	0	0
G soccer		1697.78		1367.92	270.	402.50	.20 Index	6120.	0	0	0	0
B soccer		2662.45		704.42	300.	339.50	.20 Index	9120	0	0	0	0
G swimming		119.00		184	40.	0		873				
B swimming		237.30		367.18	40.	0	.05 Index	1745	0	0	0	0
		119.00		184				873				

(34%) G = 10,978
(60%) B = 21,503
32,481

G = 5301 (56%)
B = 9,494 (64%)
14,795

G = 748 (56%)
B = 1,316 (64%)
2,064

G = 24,448 (36%)
B = 43,928 (64%)
68,376

G = 453 (100%)
B = 0

Principal's Signature: Angela H. Johnson Date: August 8, 2002

Booster Clubs. 32,481 14,795 2,064 68,376

TOTAL
G = 41,928 (35%)
B = 76,241 (65%)
118,169

Expenditures should include items provided by third parties such as Danville Schools 359 Proctor Street Danville, KY 40422

Enrollment ratios
G = 38%
B = 62%

Expenditure ratios
G = 44%
B = 56%


2001-2002
BUDGETED AND ACTUAL EXPENDITURES - PROGRAM COMPARISON CHART 2
TO INCLUDE BOOSTER CLUB FUNDING

Teams	equipment and supplies		travel		awards		coaches' salaries (to include supplemental and extended employment)		facilities improvements		publications (if sport-specific)	
	B	E	B	E	B	E	B	E	B	E	B	E
G track		* 728		* 269								
B track	1455	1455	538	538	100	0	.10 Index	3060	0	0	0	0
G tennis		728		269	100	0	.10 Index	3310	0	0	0	0
B tennis	400	* 400	300	* 300	50	45	.05 Index	2300	0	0	0	0
G volleyball	400	* 400	300	* 300	50	32	.05 Index	1800	0	0	0	0
B wrestling	800	667.14	800	436.20	100	90	.10 Index	3720	0	0	0	0
G (list sport)												
B (football)	11955	8765.90		3296.41	300	388	.25 Index	10525	0	0	0	0
G (list sport)												
B (list sport)												

"B" is for budgeted dollar amounts and "E" is for actual dollar expenditures. Expenditures should include items provided by third parties such as Booster Clubs.

Principal's Signature: Angela Johnson Date: August 8, 2002
 Danville Schools
 359 Proctor Street
 Danville, KY 40422

DANVILLE BOARD
of
EDUCATION



Danville Schools
359 Proctor Street
Danville, KY 40422

Phone: 859-936-8500
Fax: 859-238-1330

TO KHSAA
ATTN: Ms Sewell

Name: _____

Phone Number: 859-299-5472

Fax Number: 859-293-5999

Date Sent: 8/9/2002

Time Sent: _____

Number of pages including cover sheet: 4

FROM

- Rachel Barnes
- Patsy Clevenger
- David Davis
- Jane Dewey
- Sandy Embree
- Susan Goggin
- Anna Houston
- Steve Meadows
- Lencia Mountjoy
- Denise Palmer
- EG Plummer
- Bob Rowland
- Greg Schulz
- Chuck Stallard
- Kandy Stroup
- Louellen Turner
- Claudia Watts
- Kathy White
- Heidi Yates

MESSAGE:

Re: T-35/T-36 revised
+ cover letter from
Danville Schools

Thanks -
DR Davis

TRADITION

INNOVATION

EXCELLENCE

DANVILLE SCHOOLS

Tradition, Innovation and Excellence

August 9, 2002

Attn: Brigid DeVries, Commissioner
Kentucky High School Athletic Association
2280 Executive Drive
Lexington, KY 40505


Dear Ms. DeVries:

Enclosed are corrected T-35 and T-36 forms for Danville High School, as requested by the Kentucky High School Athletic Association in a memo dated June 20, 2002. In mid-July, I asked for and was granted an extension of the August 1, 2002 deadline by KHSAA to collect this information for you.

In addition to the T-35 and T-36 forms, KHSAA also requested a status report on the feasibility study for a girls' softball facility on the property of Danville Schools. The site survey, that includes cost factors for extending the athletic complex, has been completed, but funding is not currently available to complete such a project. However, I did speak with an official of the Danville-Boyle County Recreation Department regarding the construction progress of the softball complex at Millennium Park in Danville. In the most current project, the new softball fields for girls' competition will be ready for play in Spring 2003. A commitment has already been made to Danville Schools for use of these facilities by the girls' softball team.

If you have questions or need additional information, please contact me.

Sincerely,



David R. Davis, District Title IX Coordinator
Director of Administrative Services

pc: Angela Johnson, Principal, Danville High School
Sam Harp, Athletic Director, Danville High School
Christel Belcher, Co-Chairperson, DHS Gender Equity Committee
Deb Stevens, Co-Chairperson, DHS Gender Equity Committee
Robert E. Rowland, Superintendent

**BUDGETED AND ACTUAL EXPENDITURES - PROGRAM COMPARISON CHART
TO INCLUDE BOOSTER CLUB FUNDING**

2001-2002

	equipment and supplies		travel		awards		coaches' salaries (to include supplemental and extended employment)		facilities improvements		publications (if sport-specific)	
	B	E	B	E	B	E	B	E	B	E	B	E
G basketball	3605.	6204.90	1740.	*1740.	125.	72.	.20 Index	6560.	0	452.62	0	0
B basketball	4815.	5200.47	2205.	*2205.	300.	336.50	.20 Index	7400.	0	0	0	0
G softball	647.	*647.	840.	*840	100.	110.	.10 Index	3730	0	0	0	0
B baseball	1290.	*1290.	1000.	*1000.	100.	99.50	.10 Index	3070	0	0	0	0
G cross country												
B cross country	2380.	2362.74	1200.	1200.	100.	118.	.10 Index	3610	0	0	0	0
G golf												
B golf	1010.	489.50	500.	*500.	90.	0	.05 Index	2305.	0	0	0	0
G soccer		1697.78		1367.92	270.	402.50	.20 Index	6120.	0	0	0	0
B soccer		2662.45		764.42	300.	339.50	.20 Index	9120	0	0	0	0
G swimming												
B swimming		237.30		367.18	40.	0	.05 Index	1745	0	0	0	0

"B" is for budgeted dollar amounts and "E" is for actual dollar expenditures. Expenditures should include items provided by third parties such as booster clubs.

Principal's Signature: *Angela H Johnson*

Date: *August 8, 2002*

Danville Schools
359 Proctor Street
Danville, KY 40422

KESAA
Form T36
REV. 07/01

**2001-2002
BUDGETED AND ACTUAL EXPENDITURES - PROGRAM COMPARISON CHART 2
TO INCLUDE BOOSTER CLUB FUNDING**

Teams	equipment and supplies		travel		awards		coaches' salaries (to include supplemental and extended employment)		facilities improvements		publications (if sport-specific)	
	B	E	B	E	B	E	B	E	B	E	B	E
G track												
B track	1455	* 1455	538	* 538	100	0	.10 Index	3060	0	0	0	0
G tennis	400	* 400	300	* 300	50	45	.10 Index	3310	0	0	0	0
B tennis	400	* 400	300	* 300	50	32	.05 Index	2300	0	0	0	0
G volleyball					50	32	.05 Index	1800	0	0	0	0
B wrestling	800	667.14	800	436.20	100	90	.10 Index	3720	0	0	0	0
B (list sport)												
B (football)	1195	8765.90		3296.41	300	388	.25 Index	10525	0	0	0	0
B (list sport)												
B (list sport)												

"B" is for budgeted dollar amounts and "E" is for actual dollar expenditures. Expenditures should include items provided by third parties such as booster Clubs.

Principal's Signature: Angela H. Johnson

Date: August 8, 2002

Danville Schools
359 Proctor Street
Danville, KY 40422



Kentucky High School Athletic Association

**2001-2002 KENTUCKY HIGH SCHOOL ATHLETIC ASSOCIATION
ANNUAL VERIFICATION OF TITLE IX PROCEDURES**
(To be submitted by April 15, 2002 along with other required forms)

APR 24 2002

The Danville High School, Danville, Kentucky
(Name of High School) (City)

certifies to the Kentucky High School Athletic Association that the following is an accurate and true representation of the facts surrounding compliance with Title 20, U.S.C. Titles 1681-1688, et. Seq. (also known as Title IX)

I certify the following provisions in accordance with records at the school contained in the permanent Title IX file, and to the best of my knowledge have completed the following tasks. (All boxes must be checked)

- Established a gender equity committee at the high school. (list committee personnel and provide attachment if necessary)

Name	Address	Phone	Title
SEE ATTACHED COMMITTEE LISTING			

- Scheduled a minimum of three meetings during the 2001-2002 school year on the following dates:
May 16, 2001 - Previous SY meeting conducted after April materials were submitted.
December 5, 2001; February 20, 2002; Two Meetings scheduled: May 15, 2002 and August 14, 2002

- Designated the following person(s) as the Title IX coordinator for the school/district:

<u>David R. Davis</u>	<u>Director of Admin. Serv.</u>	<u>359 Proctor St., Danville, KY</u>	<u>40422</u>
Name	Title	Address	Phone: 859.936.8503

- School personnel are continuing to make periodic reviews of the boys and girls athletics program reflected in the Corrective Action Plan. Copy of CAP is attached to these forms.

- In addition to the above information, the above referenced school maintains a complete permanent file relative to Title IX records including copies of the self-assessment audit, all corrective action plans, and other related materials.


Angela H. Johnson
Principal's Signature

April 15 20 02
Date

Robert E. Rowland
Superintendent Signature

Maxine Z. Swann
School Board Chairpersons' Signature

(Send original copy to KHSAA - Maintain duplicate in Title IX school folder)




KENTUCKY HIGH SCHOOL ATHLETIC ASSOCIATION

TITLE IX

MEMBER SCHOOLS 2001-2002 ANNUAL REPORT FORMS

**Submit to KHSAA
By April 15, 2002**



Kentucky High School Athletic Association

COPY


April 11, 2002

Angela H Johnson, Principal
Danville High School
203 East Lexington Ave
Danville, KY 40422

Dear Ms. Johnson,

This letter is in response to your April 10, 2002, request for an extension in submitting the required Title IX Forms due in to the KHSAA by April 24, 2002. Your request has been granted, due to the scheduling of the Danville Board of Education Meeting. Please send these documents in to the KHSAA office postmarked not later than April 23, 2002. Thank you for your letter.

Sincerely,



Brigid L. DeVries
Executive Assistant Commissioner

Cc: Robert E. Rowland, Superintendent
Sam Harp, Athletic Director
David R. Davis, Title IX Coordinator
Christel Belcher, Co-Chairperson, DHS Gender Equity Committee
Deb Stevens, Co-Chairperson, DHS Gender Equity Committee

DANVILLE SCHOOLS

"Tradition, Innovation and Excellence"

DANVILLE HIGH SCHOOL

GENDER EQUITY COMMITTEE 2001-2002 SCHOOL YEAR

<u>NAME</u>	<u>ROLE</u>	<u>ADDRESS (Danville, KY 40422)</u>	<u>PHONE #</u>
Christel Belcher, Co-chair	Cheerleader Sponsor, DHS	203 E. Lexington Ave.	859.238.1308
Deb Stevens, Co-chair	Asst. Coach, DHS Girls Basketball	203 E. Lexington Ave.	859.238.1308
Sam Harp	Athletic Director, DHS	203 E. Lexington Ave.	859.238.1327
Jay Reynolds	Coach, DHS Girls Tennis	203 E. Lexington Ave.	859.238.1308
Sadie Gambrel	Coach, DHS Girls Track/Parent	1408 W. Walnut St.	859.236.8609
Marty Sullivan	Coach, DHS Girls Soccer	1025 Pope Rd.	859.236.5329
Jim Masters	Coach, DHS Girls Basketball	203 E. Lexington Ave.	859.238.8409
Ed McKinney	Coach, DHS Boys Basketball	203 E. Lexington Ave.	859.238.8409
Amy Tracy	Teacher/Former Girls Softball Coach	203 E. Lexington Ave.	859.238.1308
Mitch and Janice Johnson	Parents, DHS	900 Argyll Dr.	859.238.7755
Marti Pollom	Parent, DHS	523 Tenikat Dr.	859.236.9637
Delphine Jackson	Parent, DHS	611 Apache Tr.	859.239.9073
David R. Davis	District Title IX Coordinator	359 Proctor St.	859.936.8503
Angela Johnson, Ex-Officio Member	Principal, DHS	203 E. Lexington Ave.	859.936.8402
Win Smith, Ex-Officio Member	Assistant Principal, DHS	203 E. Lexington Ave.	859.936.8403

Purpose of the Gender Equity Committee

The purpose of the Gender Equity Committee is to review athletic and recreational programs on an annual basis and make recommendations to the superintendent and the Danville Board of Education that ensure equity in these programs in compliance with Title IX.

Membership of the Gender Equity Committee

The membership of the Gender Equity Committee shall include at least the following: the District Title IX Coordinator; the high school athletic director; coaches from high school athletic teams or cheerleader squads; and high school parents. The high school principal and the assistant principal shall be ex-officio members of the committee.

**DANVILLE SCHOOLS - TITLE IX/KHSAA
CORRECTIVE ACTION PLAN - 2000-2001 (Continued for 2001-02)**

To utilize this form, indicated the intended area that needs corrective action and the suggested time table for implementation. You may copy this form as needed. Please attach corrective action plans along with required Title IX/KHSAA forms and submit by April 15 of each year.

ITEM FOR CORRECTION	SUGGESTED CHANGE	TIME TABLE FOR CORRECTIVE ACTION	STATUS REPORT 2/20/2002
<p>1. GIRLS' SOFTBALL FACILITIES</p>	<p>A. Conduct study for improvements of girls' softball field at the city park.</p> <p>B. Determine list of possible improvements through school district/ local government cooperation.</p> <p>C. Implement improvements resulting from study and school/local government cooperation.</p> <p>D. Conduct feasibility study of campus girls' softball field (Superintendent, Danville Board of Education, Director of Facilities, & Athletic Director), using these factors: 1) Availability of property 2) Projected cost 3) Funding 4) Logistics of construction</p> <p>E. Present results of feasibility study.</p>	<ul style="list-style-type: none"> • By December 31, 2000 • By June 30, 2001 • By December 31, 2001 • By March 31, 2001 • By June 30, 2001 (11/19/01 to DBOE) • Ongoing 	<ul style="list-style-type: none"> ➤ Contacted Danville-Boyle Co. Recreation Dept. - New Facilities in Millennium Park may be used by DHS girls softball team. ➤ Coach Harp will talk with John Drake at Rec. Dept. regarding girls' softball fields. ➤ Construction of new fields are in progress, but will not be ready for school use for 2002 girls softball season. Sixth St. Park lighting has been upgraded - 2/20/02 New fields should be ready by Spring 2003 season ➤ HS Athletic Complex Site Survey approved by DBOE- 11/13/2000 ➤ Site Survey Bids have been submitted to district. - 5/16/2001 ➤ Details of plan for cost, funding, & field construction not completed - 5/16/01 ➤ On 11/19/2001, John Carman & Associates presented a DRAFT Master Plan for the Athletic Complex to the DBOE. The Plan included a site survey and cost estimates for girls softball field and other upgrades. ➤ Public report on study results presented at DBOE meeting on January 14, 2002. ➤ Funds for cyclical replacement of uniforms/ equipment for BMS and DHS approved by DBOE - October 16, 2000 ➤ Report sent to KHSAA - 4/15/2001 ➤ Allocation provided by DBOE for support of "Non-Revenue sports" at BMS and DHS -- \$ 12000 - DHS \$ 5000 - BMS
<p>2. UNIFORMS AND EQUIPMENT</p>	<ul style="list-style-type: none"> ◆ Continue efforts to upgrade and replace uniforms and equipment for all sports on a cyclical basis. 		

2001-2002
ACCOMMODATION OF INTERESTS AND ABILITIES
SUMMARY PROGRAM CHART 3

Participation Opportunities Test Three
For any question answered "YES" identify the respective sport(s).

	GIRLS (Yes / No)		BOYS (Yes / No)
1. Is there an intramural team offered in a sport not now available in the interscholastic athletics program? (YES or NO)	N		N
2. For a sport <u>not</u> currently offered, is there sufficient interest to form a viable interscholastic team based on participation on an intramural team or community recreation teams? (YES or NO)	N		N
3. For a sport <u>not</u> currently offered, is there sufficient interest to form a viable interscholastic team with the interscholastic survey.	N		N
4. For a sport currently offered, is there interest to form a viable team for a junior varsity, freshman, or other intramural level that is not currently offered? (YES or NO)	N		N
5. If you answered YES to question (1), (2), (3) or (4), are there enough high schools in your geographic area offering the sport (at the appropriate level) to allow for the development of a reasonable schedule of competition. (YES or NO)			

Principal's Signature: Angela A Johnson Date: April 15, 2002

2001-2002
ACCOMMODATION OF INTERESTS AND ABILITIES
SUMMARY PROGRAM CHART 1

KHSAA
 Form T1
 Rev. 07/01

Participation Opportunities Test One

		(Column 1)	(Column 2)	(Column 3)	(Column 4)
	Program	Enrollment	Percentage of Total Enrollment	Number of Interscholastic Participants (double and triple count)	Percentage of Total Participation
Row 1	GIRLS	208	44%	165	.38
Row 2	BOYS	262	56%	268	.62
Row 3	Totals	470	100%	433	100%

Instructions:

*Number of 8th grade students & below used in Column 4 calculations if applicable: _____

- Determine the total number of girls enrolled, (place in Row 1, Column 1). Determine the total number of boys enrolled, (place in Row 2, Column 1).
- Add the total number of girls and boys enrolled to determine total enrollment, (place in Row 3, Column 1).
- Calculate the percentage of total enrollment that is female. (Divide Row 1, Column 1 by row 3, Column 1 and place in Row 1, Column 2.) Calculate the percentage of total enrollment that is male. (Divide Row 2, Column 1 by Row 3, Column 1 and place in Row 2, Column 2.) Note: Row 1, Column 2 plus Row 2, Column 2 should total 100%.
- Ask the head coaches to review the most updated eligibility or squad lists for their teams. Ask coaches to confirm the names of those individuals who are on the team as of the first **date of competition**, and cross out the names of those who were cut from the team or quit the team prior to the first competitive event. Determine the total number of interscholastic athletics participants that are girls, (and place in Row 1, Column 3). In order to determine the total number of athletics participants, an individual should be counted each time he or she participates on a team. For example, if Jane Doe competes on the varsity volleyball team, the junior varsity volleyball team, the junior varsity basketball team, and the varsity softball team, she should be counted as four participants (**do not include club or intramural sports participants, cheerleaders, dance teams, or pom squads**). Calculate the same way for boys and girls. * In addition, should 8th grade students and below play on a Freshman, Junior Varsity, or Varsity team, they should also be counted for each team and sport on which they participate. If applicable, please asterisk the above notation as to how many 8th grade students & below are included. Using the same procedure, determine the total number of interscholastic athletic participants that are boys, (and place in Row 2, Column 3). Add Row 1, Column 3 plus Row 2, Column 3 to get total participants and place in Row 3, Column 3.
- Calculate the percentage of female participation. (Row 1, Column 3 divided by Row 3, Column 3 and place in Row 1, Column 4.) Calculate the percentage of male participation. (Row 2, Column 3 divided by Row 3, Column 3 and place in Row 2, Column 4.) Note: Row 1, Column 4 plus Row 2, Column 4 should total 100%.

Note: While being within three percent is not a formal compliance standard; if the percent listed in Row 1, Column 4 is within 3% of Row 1, Column 2, then it provides a good target within which compliance is likely.

Principal's Signature: Angela H. Johnson Date: April 15, 2002

ACCOMMODATION OF INTERESTS AND ABILITIES**SUMMARY PROGRAM CHART 2****Participation Opportunities Test Two**

			Column 1	Column 2	Column 3	Column 4	Column 5
Program			Number of Teams Currently Offered	Number of Participants	Number of Teams Added in Last Five Years	Number of Participants Added in Last Five Years	Percent of Total Participation By Sex Added in Last 5 Years
GIRLS	Row 1	varsity:	7	96	2	34	.20
	Row 2	j.v.:	3	61	2	24	.15
	Row 3	frosh:	1	8	1	8	.05
	Row 4	total:	11	165	5	66	.40
BOYS	Row 5	varsity:	10	171	0	0	0
	Row 6	j.v.:	4	91	0	0	0
	Row 7	frosh:	1	6	0	0	0
	Row 8	total:	15	268	0	0	0

- 1) List the number of interscholastic teams offered for girls and boys at each competitive level (for example, varsity, junior varsity, and freshman levels). Total each of the entries in Column 1 into Row 4, Column 1 and Row 8, Column 1.
- 2) List the number of interscholastic teams that have been added in the last five years at each competitive level. Total each of the entries in Column 3 into Row 4, Column 3 and Row 8, Column 3.
- 3) List the number of participants that are currently on each level of the teams that were added in the last five years. Total each of the entries in Column 2 into Row 4, Column 2 for girls and Row 8, Column 2 for boys. If a team was added previously but no longer exists, there are no current participants to be added for that team.
- 4) List the number of participants added in the last 5 years. Total each of the entries made in Column 4 into Row 4, Column 4 for girls and Row 8, Column 4 for boys.
- 5) Calculate the percentage of participants that have been added in the last five years (Column 4 divided by Column 2 on each line). For example, if girls' varsity soccer (22 participants), junior varsity soccer (18 participants), junior varsity golf (8 participants), and freshman softball (15 participants) have been added in the last five years, then 63 participation opportunities have been added for girls. If the total number of female participants in the program is 96 (taken from Form T-1, Row 1, Column 3), then 65.6% of the current opportunities (63 of 96) have been added in the last five years. Perform similar calculations for male participants.

Note: If the percentage of current participants added in the last five years is 25% or greater, compliance with test two may be possible. If less than 25%, then compliance with test three should be analyzed. **CAUTION:** 25% is not a formal compliance standard.

Principal's Signature: Angela H. Johnson

Date: April 15, 2002

2001-2002
ACCOMMODATION OF INTERESTS AND ABILITIES
SUMMARY PROGRAM CHART 4

KHSAA
 Form T4
 Rev. 07/01

Levels of Competition Test One

		(Column 1)	(Column 2)
	Team Levels	GIRLS	BOYS
Row 1	Total Number of Athletics Participants in All Levels	165	268
Row 2	Number of Varsity Teams Offered	7	10
Row 3	Number of Participants on all Varsity Teams	96	171
Row 4	Percentage of Total Varsity Participants By Sex	.58	.64
Row 5	Number of Junior Varsity Teams Offered	3	4
Row 6	Number of Participants on all Junior Varsity Teams	61	91
Row 7	Percentage of Total Junior Varsity Participants By Sex	.37	.34
Row 8	Number of Freshman Teams Offered	1	1
Row 9	Numbers of Participants on all Freshman Teams	8	6
Row 10	Percentage of Total Freshman Participants By Sex	.05	.02

- 1) Copy the number entered on Form T1, Row 1, Column 3 and place on Row 1, column 1 of this form.
- 2) Copy the number entered on Form T1, Row 2, Column 3 and place on Row 1, column 2 of this form.
- 3) List the number of teams at the varsity, junior varsity, and freshman levels for boys and girls (Rows #2,5,8) and place in the proper boxes in columns 1 and 2.
- 4) List the number of teams at the varsity, junior varsity, and freshman levels for boys and girls (Rows #3,6,9) and place in the proper boxes in columns 1 and 2.
- 5) Calculate the percentage of female and male participants at each level. (Rows #4,7,10)
 - Divide Row 3, Column 1 by Row 1, Column 1, and place the percentage in Row 4, Column 1.
 - Divide Row 3, Column 2 by Row 1, Column 2, and place the percentage in Row 4, Column 2.
 - Divide Row 6, Column 1 by Row 1, Column 1, and place the percentage in Row 7, Column 1.
 - Divide Row 6, Column 2 by Row 1, Column 2, and place the percentage in Row 7, Column 2.
 - Divide Row 9, Column 1 by Row 1, Column 1, and place the percentage in Row 10, Column 1.
 - Divide Row 9, Column 2 by Row 1, Column 2, and place the percentage in Row 10, Column 2.

Principal's Signature: Angela H. Johnson Date: April 15, 2002

2001-2002 KHSAA TITLE IX ATHLETICS AUDIT

KHSAA
Form T41
Rev. 07/01

Checklist - Overall Interscholastic Athletics Program

Areas of Compliance	ADVANTAGE TO (Respond based on Internal Evaluation by checking the appropriate column.)		
	GIRLS' PROGRAM	BOYS' PROGRAM	NEITHER PROGRAM
Equipment and Supplies			✓
Scheduling of Games and Practice Time			✓
Travel and Per Diem Allowances			✓
Coaching			✓
Locker Rooms, Practice and Competitive Facilities		✓ Baseball/G. Softball	
Medical and Training Facilities and Services			✓
Publicity			✓
Support Services			✓
Athletic Scholarships			N/A
Tutoring			N/A
Housing and Dining Facilities and Services			N/A
Recruitment of Student Athletes			N/A

Principal's Signature: _____

Angela H. Johnson

Date: April 15, 2002

Enrollment ratio

G = 44
B = 56

Participation ratio

G = 58
B = 62

Budget ratio

G = 35
B = 65

2001-2002

KHSAA
Form T35
REV. 07/01

BUDGETED AND ACTUAL EXPENDITURES - PROGRAM COMPARISON CHART TO INCLUDE BOOSTER CLUB FUNDING

	equipment and supplies		travel		awards		coaches' salaries (to include supplemental and extended employment)		facilities improvements		publications (if sport-specific)	
	B	E	B	E	B	E	B	E	B	E	B	E
G basketball	3605.	6204.90	1740.	*1740	125.		.20 Index	.20 Index	0	452.62	0	0
B basketball	4815.	5200.47	2205.	*2205	300.		.20 Index	.20 Index	0	0	0	0
G softball	647.	*647	840.	*840	100.		.10 Index	.10 Index	0	0	0	0
B baseball	1290.	*1290	1000.	*1000	100.		.10 Index	.10 Index	0	0	0	0
G cross country	2380.	1181	600	600	236.	118	.10 Index	.10 Index	0	0	0	0
B cross country	2380.	2362.24	1200.	600	236.	118	.10 Index	.10 Index	0	0	0	0
G golf												
B golf	1010.	489.50	500.	*500	90.		.05 Index	.05 Index	0	0	0	0
G soccer		1697.78		1367.92			.10 Index	.10 Index	0	0	0	0
B soccer		2662.45		704.42		339.50	.10 Index	.10 Index	0	0	0	0
G swimming		119		184			.10 Index	.10 Index	0	0	0	0
B swimming		237.30		367.18			.10 Index	.10 Index	0	0	0	0
		119		184					0	0	0	0

* Estimated (360) G = 5301
(480) B = 9,494

"B" is for budgeted dollar amounts and "E" is for actual dollar expenditures. Expenditures should include items provided by third parties such as Booster Clubs. (34%) G = 18,438
(22%) B = 21,503

G = 453
B = 0
(100%) 453
(0%)

Total
B = 12,650 (35%)
B = 32,343 (65%)
49,393

Principal's Signature: Angela Johnson

Date: Apr 11 15, 2002

2001-2002
BUDGETED AND ACTUAL EXPENDITURES - PROGRAM COMPARISON CHART 2
TO INCLUDE BOOSTER CLUB FUNDING

Teams	equipment and supplies		travel		awards		coaches' salaries (to include supplemental and extended employment)		facilities improvements		publications (if sport-specific)	
	B	E	B	E	B	E	B	E	B	E	B	E
G track		728		269		* 150						
B track	1455	1455	538	* 538	300	300	.10 Index	.10 Index	0	0	0	0
G tennis		728		269		* 50						
B tennis	400	400	300	* 300	50	* 50	.10 Index	.10 Index	0	0	0	0
G volleyball												
B wrestling	800	667.14	800	436.20	300	* 300	.10 Index	.10 Index	0	0	0	0
G (list sport)												
B (football)	11955	8765.50		3296.41		388.00	.25 Index	.35 Index	0	0	0	0
G (list sport)												
B (list sport)												

"B" is for budgeted dollar amounts and "E" is for actual dollar expenditures. Expenditures should include items provided by third parties such as Booster Clubs. * Estimated

Principal's Signature: *Angela H. Howard*

Date: April 15, 2002



2001-2002 INTERSCHOLASTIC ATHLETICS SURVEY

Summary Of Student Responses

School Name: DANVILLE HIGH SCHOOL

School Enrollment: _____

Date: 4-15-02

Completed By: CHRISTEL BELCHER

Instructions:

1. Summarize the Student Athletics Interest Surveys Form T-61 by listing the total number of responses on the line next to each sport.
2. Under the Other Category please provide a listing of the sports as well as the number of students who are interested in participating.
3. Please sign and date the Summary Form (T-63) and mail the Summary Form only to the KHSAA by April 15, 2002. Do not mail the student surveys (Form T-61). However, these Forms should be maintained in your files in the event they are requested subsequently.

324 Number of Surveys

324 Total Returned

7-10 Grades Surveyed

How Was The Survey Administered? Electronically. Student login to web-based survey on district website

Fall Sports (List Total Number of Participation Responses)

- 22 Cross Country (Girls)
- 21 Cross Country (Boys)
- Field Hockey (Girls)
- 96 Football (Boys)
- 8 Golf (Girls)
- 29 Golf (Boys)
- 39 Soccer (Girls)
- 36 Soccer (Boys)
- 41 Volleyball (Girls)
- Volleyball (Boys)

Danville Schools
359 Proctor Street
Danville, KY 40422

Winter Sport (List Total Number of Participation Responses)

- 47 Basketball (Girls)
- 89 Basketball (Boys)
- Gymnastics (Girls)
- 35 Indoor Track (Girls) }
- 35 Indoor Track (Boys) }
- 21 Swimming & Diving (Girls)
- 26 Swimming & Diving (Boys)
- 31 Wrestling (Boys)

Spring Sport (List Total Number of Participation Responses)

49 Baseball (Boys)
37 Fast Pitch Softball (Girls)
— Slow Pitch Softball (Girls)
22 Tennis (Girls)
27 Tennis (Boys)
26 Track (Girls)
45 Track (Boys)

Other Sports (From Student Survey T-61 Question 10)

Name of Sport NONE Number of Students Interested In Participating

Number of Students who participate in Intramural Sports.
(From Student Survey T-61 Question 5)

Sport NONE OFFERED Number

Danville Schools
359 Proctor Street
Danville, KY 40422

List Intramural Sports students are interested in adding:
(From Student Survey T-61 Question 6)

Sport SEE ATTACHED FORM - LIST 2 Number

Participation in Non-School Sports Activities
 (From Student Survey T-61 Question 7)

See attached form - List 2

Sport	Number

110 TOTAL PARTICIPANTS
 IN NON-SCHOOL SPORTS

Reasons for not participating in interscholastic athletics.
 (From Survey Question 8)

See attached form - Third column

Response	Number
----------	--------

- _____ I prefer other activities such as band, chorus, etc.
- _____ I don't have time
- _____ The practice schedules and game times are inconvenient
- _____ The sport I like isn't offered
- _____ It's too expensive
- _____ I prefer to participate in club or intramural sports
- _____ Working
- _____ Other

Danville Schools
 359 Proctor Street
 Danville, KY 40422

Student Suggestions to encourage participation

NONE

Angela H. Johnson
 Principal's Signature

4-15-2002
 Date

List Number One is:

What would you Play?

List Number Two is:

Non-school

List Number Three is:

Reason why not Participating

Danville Schools
359 Proctor Street
Danville, KY 40422

list1	list2	list3
Powerpuff	kickboxing	We need a Rugby team!
chess	b-ball	I have a lot of homework afterschool.
Track And cheerleading	chruch activities	Busy with Equestrian Sports
basketball	Academic Team	Transportation Money
soft ball		
Baseball	Select soccer and pick-up basketball	my parents and their jobs
bmx	Quick Recall Forensics	I don't hear about tryouts and teams
Tennis	bowling	Home Work, etc.
football	golf	Grades
baseball	summer league baseball	Don't like county people
Cross Country Girls Basketball Soccer	Basketball	im just to busy
FOOTBALL BASEBALL BASKETBALL	choir	too busy all the time, I am not very athletic.
Cheerleading, basketball	Equestrain Sports	I don't have time.
basketball	bowling	I have better things to do like work on my grades.
Soccer, Volleyball, tennis	gymnastics	I do to much during the week.
tennis, swimming,	Select Soccer	It does strike me as good
Basketball and cheerleading.	I sing at my Church	I don't Like Sports
soccer	Swimming	there arent any good sports going on that i like
girl volleybal	Parks and Rec. Softball	Im in cheerleading.
swimming golf	band	F.P.S Yearbook
track and feild	football & basketball	I am not interested in sports.
football & basketball	basketball	this year i just dont feel like it.
volleyball	church	Don't have time.
softball	basketball	because if I get bad grades they kick me out
Football Bowling	college basketball	no girls golf team
Football	AAU girls basketball-last year	I do not like sports
School football school basketball	Horse back riding	I am not into sports
I would like to participate in a chess club	Bowling	cheerleading
Cheerleading!	Soccer Bowling	I will be in the spring. I will be playing tennis.
softball, trak and feild	Indoor Soccer	i do not like many sports
skateboarding biking rollerblading	tennis at the KTA	Sometimes I don't have time
hockey	I on a paintball team.	football

Danville Schools
359 Proctor Street
Danville, KY 40422

tennis, basketball,gymnastics	indoor soccer swimming tennis diving	i had to quit because i had no ride to practice.
*Girls football(powderpuff) *tennis *Volleyball	uss swim team, y swim team, country club swim team	no good teams or players.
gymnastics	Tae-Kwon-Do(martial-Arts)	Moving and don't want to start anything.
cheerleading	skateboarding biking rollerblading	i dont have time
volleyball	Soccer	Not as challenging
softball cheerleading volley ball	chess	Cheerleader
football	fun club	basketball and baseball and wieghtlifting
I would like to play on the basketball team.	rec leauge soccer	I'm gone too often.
Basketball and baseball	Rec league soccer (in the spring)	I don't like playing in front of a lot of people
Softball	SELECT SOCCER	lack of interest/ability
i do not like to play commpetitive sports.	USS swimming year round	racing keeping an all A average
golf, volleyball	choir theatre	The coaching staff, team goals/atmosphere
football or soccer	danville coutry club	don't want to
judo	paintball	Babysitting
I would like to play gole none that Bate doesn't have	(I race dirt bikes, bikes, and four wellers gymnastics	because i am more concerned with my grades teams suck
football and basketball	I take ballet and jazz dance lessons.	Work
i would like to play basket ball	Recreational Soccer	I don't have the time
football and cheerleading	in basketball league for rec.league.	i have no idea what interscholastic athletics is.
Not sure. Girl's Football	Basketball and baseball	dont feel like it
Girls softball Cheerleading Volleyball	Softball	lack of school spirit
none that i can think of	golf	i dont like them type sports
i am trying out for baseball		
lacross	rec league softball	it is not time for the sport
softball	Gymnastics	lack of school spirit
basketballandbaseball	rec. soccer country club tennis	
	Choir Concerts	
Swimming, Basketball, Soccer	I take dance class and i play tennis.	

Danville Schools
359 Proctor Street
Danville, KY 40422

tennis	running	
baseball		
Lacrosse	YMCA Swim team	
	tennis soccer golf swimming track	
None		
football	Equitation	
Swim team	rec basketball baseball	
volly ball	none	
soccer	karate	
soccer, swimming	Play sports with friends	
Football		
Baskball		
Softball		
Soccer	Ice Hockey	
Football		
Baskball		
Softball	Recreation Deptment Basketball and Baseball	
Soccer		
football	Fun Club Project Citizen	
Basketball	Rec. Soccer Coach Rec. League Girls Basketball	
Cheerleading		
Dance Team	tennis and soccer	
	Recreation Dept. Soccer Recreation Dept. Swimming	
Track and Softball		
Softball and Basketball	Racing	
cheerleading, girls		
baskeball	basketball baseball swimming	
Swimming, basketball	BAseball, golf	
basketball, baseball		
	USA Swim team, McDowell Marlins	
marching band	softball and basketball	
sincronised swimming	Summer swim team	
	guitar lesseons and sign language	
	Summer Ponytail Softball leauge	
	swimming, and softball	
	Forensics	
	bikes	
	gymnastics	
	QR	
	Girl's Softball for the REC Department	
	A Traveling baseball team	
	karate and kickboxing	
	shooting sports, basketball	
	rec league basketball	
	i play in a band	
	kick boxing	
	indoor soccer	
	Youth Group at church	

Danville Schools
359 Proctor Street
Danville, KY 40422

basketball, football
I am on the USS swim team, McDowell Marlins
flag football in Lexington
dance class

Danville Schools
359 Proctor Street
Danville, KY 40422